



THE HOME BUYING ESSENTIALS

Everything you need to know when
buying and financing your home



CONTENTS

WELCOME

OVERVIEW

Purchasing your home

GETTING STARTED

KNOW YOUR ENTITLEMENTS

Government assistance

First Home Owner Grant (FHOG)

First Home Owner Grant Cap

First home saver account

Stamp duty concessions

A helping hand from parents

Gifted deposits

Supplemental loan

Acting as guarantor

BORROWING ESSENTIALS

Credit reference

How much can I borrow?

What deposit will I need?

Deposit bonds

Should I buy with someone else?

COSTS

Loan application fee

Appointing your legal representative

Stamp duty

Inspections

Moving costs

INSURANCES

Mortgage insurance and lender's mortgage insurance

Life

Total and permanent disability (TPD)

Income protection

Home and contents

CHOOSING THE RIGHT LOAN

Interest only loans vs principal and interest loans

Honeymoon loans

Basic or "no frills" loans

Standard variable rate loans

Fixed rate loans

Equity line of credit loans

Professional home loan packages

Construction loans

Development loans

Offset accounts

APPLYING FOR A LOAN

Loan approval

A STEP BY STEP GUIDE

STEP 1 – Have your loan pre-approval in place

STEP 2 – Choose the right home in the right location

STEP 3 – Make an offer

STEP 4 – Appoint your conveyancer/legal representative

STEP 5 – Arrange final loan approval

STEP 6 – Organise your insurances

STEP 7 – Perform a final inspection

STEP 8 – Conveyancer/legal representative to organise settlement

If something goes wrong

TIPS FOR REPAYING YOUR MORTGAGE SOONER

OUR COMMITMENT TO YOU

WELCOME

Buying a home can be a daunting process, especially when there are so many things to consider like:

- where and what can I buy?
- how much deposit will I need?
- how much can I borrow?
- who should I borrow from?
- what are all the other costs involved?
- how can I repay my mortgage quickly, and
- what other decisions do I need to make during this process?

Our role as your mortgage specialist is to **guide you through the process to ensure that all your needs and options are considered.** We make sure that this exciting opportunity is professionally managed to reduce the time and worry for you throughout the purchase.

If you are researching your finance options, everyone will be advertising "the best deal". But what they may omit to tell you about are the hidden costs, or just as importantly how to structure your finance to suit your ongoing and future needs. We have access to many lenders and will be able to guide you through your decision if you are thinking about your finance options right now. Don't do it on your own. Ask us, your trusted finance specialist, to work through this with you.

Don't think that by going to your local bank it will get done faster or that it will be more beneficial to you. All loans go to a processing unit. Brokers have access to the banks' Business Development Managers (BDM's) who can escalate issues. We make them work harder for you to get your loan through. Because we have access to many loan products across

many institutions, we can often find alternative solutions for funding that some banks just can't access. It's not uncommon for brokers to get a loan through the same bank whose local branch has declined an application. **So make sure you call us first to save your time.**

Regulations in the broking industry are continuing to improve across Australia. Think of your broker as being a professional resource in the same way you think of your accountant, financial planner or solicitor. We are in the business of building ongoing relationships with our clients and to think of your best interests, not those of the bank.

We will work with you and your service providers (real estate agent, conveyancer and lender) and sometimes your other professional affiliates (such as your accountant and financial planner) during this process, while ensuring we help you obtain the finance that best suits your circumstances and needs.

Thank you for taking the time to read about the steps to buying your home and obtaining finance. This guide is designed to help you through the process to ensure nothing is missed and that many of your questions are answered.

By all means, please call the office for more information or clarification about your own circumstances.

We look forward to helping you purchase your new home.

Kind regards


Jeremy Fabat
Director, Link Finance Group



OVERVIEW...



Call us for a copy of our property checklist to help compare the properties you inspect.



PURCHASING YOUR HOME

Do your homework

There is a lot to consider and plenty to research. The first thing you need to do is work out how much you can borrow. This is where our services will really help you. Make sure you have an accurate and detailed budget that takes into account all expenses associated with purchasing a property, including stamp duty, council rates and other fees.

We can help you identify these extra costs. Ask us for our budget planner if you don't already have one.

Other considerations:

- Do you want a freestanding house, a townhouse or a unit.
- Do you want a renovated or un-renovated property?
- How many bedrooms do you need?
- If your budget allows, would you prefer a pool, second bathroom or extra garaging?
- Are any of these features essential?

Decide your priorities and if necessary the options you are willing to trade off to save money.

Location is important. A property in an attractive street in a popular suburb with easy access to transport, shops and schools is always a good investment. Consider the aspect. Does it have a nice outlook, look appealing from the street and have lots of natural light? Take into account whether it will be easy to sell when your needs change. Inspect it at different times of the day to get an idea of how different factors, such as morning sun or peak hour traffic, affect its appeal.

You should also think about how the property can grow with your lifestyle. By having a clear

objective, these questions will be easier to answer.

Research your area

Ensure you go to many open inspections and do your research on the internet before purchasing to ensure you have a good indication on property prices in your desired location. If you find that you cannot afford to buy your dream home in your desired location consider adjacent suburbs that may be more affordable.

Account for all costs after the purchase

A mortgage is a big commitment and you may have to make changes to your regular spending practices if you are to meet your repayments with ease. Many first home owners forget to budget for things they haven't been used to paying for themselves like electricity, water and other utilities and items such as insurances.

Budget for maintenance and even simple things like stocking up the fridge and pantry for the first time – many of the things we take for granted when living at home.

Make sure you do not stretch yourself to your limit. You need to fully understand the impact of your regular spending levels on your new budget. Interest rates move constantly, so you will need to allow room in your budget for interest rate increases and other unforeseen additional spending. When interest rates drop, simply maintaining the same repayment is one of the fastest ways of paying off more of your loan and building a buffer if rates rise again.

Consider options suited to your requirements

Think very carefully about the different loan product offerings available and how these relate to you and your spending habits. There are a number of products on the market and it is important that you find a product that best suits your needs. Consider options that may help you reduce the loan faster to avoid the very expensive costs associated with long term debt. This is where our guidance can be invaluable to you.

If you are in trouble, ask for help


We understand that during the term of your loan, circumstances outside of your control can change, eg illness or losing your job, which could affect your ability to make loan repayments. In many cases **we can negotiate a proactive solution** if we are given the opportunity to work with your lender to ensure your best interests are taken into consideration.

Be careful who you listen to

You will be given "expert advice" from many of your friends and family during this process. Make sure the advice is backed with evidence and feel free to share this feedback with us. Many people who have never even purchased a home or investment property will offer advice to you.

Get excited!

Owning your own home is one of the most exciting things that you will experience in your lifetime.



There are a number of finance products on the market and it is important that you find the one that best suits your needs.

GETTING STARTED...



KNOW YOUR ENTITLEMENTS

GOVERNMENT ASSISTANCE

First home owner incentives change and also vary from state to state. Please contact us for updated information as part of your research and purchasing preparation.

First Home Owner Grant (FHOG)

The FHOG scheme was originally introduced on 1 July 2000 to offset the effect of the GST on home ownership. It was a national scheme funded by the states and territories and administered under their own legislation.

Since that date the government has introduced new grants and benefits to home owners. Grants vary from state to state.

Log on to <http://www.firsthome.gov.au/> to ascertain your eligibility. Alternatively, you can contact us and we will be happy to advise your entitlements.

Stamp duty concessions

When you buy a home in Australia, the government imposes a stamp duty tax. This tax is added to the purchase price of your home and is assessed on the sale price of the property. **First home buyers may be eligible for rebates in the form of stamp duty rebates or exemptions.** We will assist you to calculate your stamp duty if applicable.



First home owner schemes vary from state to state and change often. Please contact the office for the latest information in your state.



A HELPING HAND FROM PARENTS

Parents want to assist their children to achieve the great Australian dream of home ownership. It is reported that 8 in 10 parents are prepared to lend a hand by providing some form of financial support in an effort to help their children enter the property market.

This financial support may be in the form of:

- gifting at least part of the deposit to their children,
- providing a supplementary loan in addition to the bank loan, typically interest free, or
- acting as guarantor.

Gifted deposits

Parents providing assistance with the deposit must be aware that a gift is not repayable. The majority of lending institutions will require parents to declare that the funds they have provided are a non refundable gift.

Supplemental loan

Parents who have available finances today, but with future needs, may want to consider providing a supplemental loan to their children, potentially with low or no interest.

It is strongly recommended that this type of loan and its terms be documented between the parties. Remember, parents may have a good relationship with their children and their children's partners now, but who knows what might happen in the future?

As an alternative to providing a loan, parents can choose to buy the home with their children, allowing them to enter the housing market and providing the parent with an investment property. In this scenario, it is a more common practice for the parties to be "tenants in common" rather than "joint tenants"

and also allowing a different ownership ratio to the normal 50/50. However, with part ownership the child will not qualify for the First Home Owner Grant.

Acting as guarantor

Some lending institutions have what is called a Family Pledge. This allows family members with equity in their own property to help their children/grandchildren/siblings with additional security, thereby allowing them to borrow up to the full cost of the home. Some lending institutions allow the guarantor to nominate the specific amount to which the guarantee is limited rather than a traditional open guarantee for the entire amount. The guarantors are usually recommended or required to gain legal and financial advice in order for the lender to proceed with the guarantor's loan.



**Please call
for more
information
on these
topics.**



BORROWING ESSENTIALS

Credit reference

The lender we choose together is going to do a credit reference check on you. They'll be looking at any credit applications made by you and will be checking if you've defaulted on payments or have an infringement referenced either in your name or your company's name if you are self employed. Make sure that you have a "clean slate" by checking your credit report. If something appears that you are unaware of, advise the agency immediately.

You can order your personal credit file online. Enter your personal information, pay by credit card and your credit file will be forwarded to you as a PDF file. Alternatively call 1300 762 207 and order your credit file over the phone. Please bring a print out of the credit file to your appointment with us.

How much can I borrow?

The amount you can borrow depends on the type of property you are buying and how much money you have left when you account for all your fixed commitments from your net income. As a general rule of thumb, you **should be paying less than one third of your income on your mortgage repayments**. Firstly, look at your weekly budget by using our budget planner.

We are experienced in helping you determine how much you can borrow and what type of loan will suit your budget and lifestyle.



Call the office and ask us for a copy of our budget organiser.



What deposit will I need?

Most lenders require a 5% deposit and a history of savings. It is once again common to include some of your capitalised assets in your loan with some lending institutions allowing up to a 97% LVR. If you are borrowing more than 80% of the purchase price you will be required to pay lender's mortgage insurance (LMI - an additional fee). The more you can put down as a deposit, the less you will have to borrow, the lower your repayments and the less you will have to pay over the lifetime of your loan.

"Many lending institutions now also recognise the money you are paying as board or rent as being part of your savings history."

We will look at your personal circumstances and work with you to determine your deposit requirements.



Call us for our article on your deposit options.



Deposit bonds

A deposit bond is a guarantee to the vendor. You, the purchaser, are able to provide this guarantee to the vendor by paying a small premium to the insurance company for the bond.

All purchase funds are paid at settlement. In the ordinary course of events, settlement takes place, the purchase price is paid in full and the deposit bond simply lapses.

Should I buy with someone else?

The most common way to buy a property with two or more people who aren't married or in a de-facto relationship is through a tenants-in-common arrangement. This allows the property ownership to be split any way - not necessarily into equal shares. Three people can buy a third each or it can be divided in other proportions. It also means your share of the property can be left to the person of your choice when you die.

In contrast, a property owned under a joint tenant arrangement (usually by couples) is held in equal shares. If one owner dies, their interest automatically passes to the other owner.

Shared property ownership only works if strict ground rules and a tight contract are in place. Everything needs to be in writing. Your legal representative should be consulted.

The two most important points you need to cover are what happens if one owner wants to sell their share and what happens if one owner cannot meet their repayments.

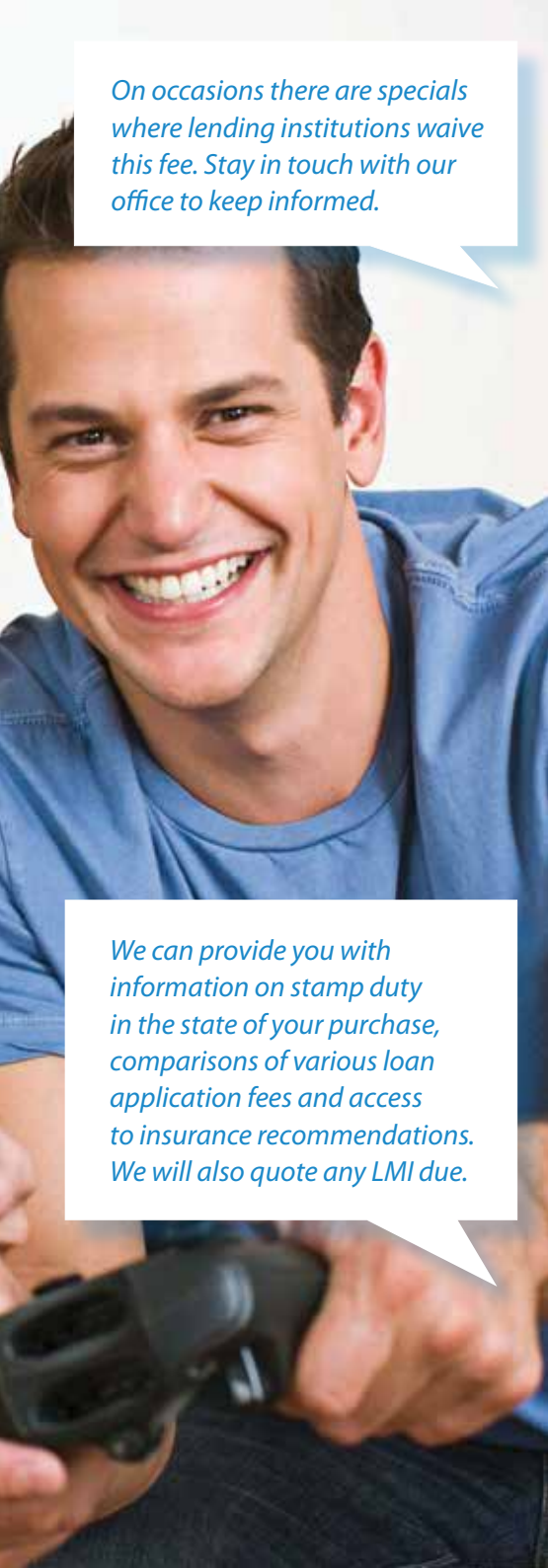


Call for a copy of our articles on co-ownership and our most frequently asked questions.



We can determine your combined borrowing capacity, how much deposit you may require and also arrange the deposit bond if required.





On occasions there are specials where lending institutions waive this fee. Stay in touch with our office to keep informed.

We can provide you with information on stamp duty in the state of your purchase, comparisons of various loan application fees and access to insurance recommendations. We will also quote any LMI due.

COSTS

Loan application fee

There is a standard upfront loan establishment fee charged by your lender. The fee covers the preparation of loan application documentation, legal fees for standard mortgage preparation and one standard valuation.

Appointing your legal representative

You will need to appoint a conveyancer/solicitor to ensure that the contract is in your best interest and does not contain any unsatisfactory terms. Make sure you know your legal representative's qualifications and exactly what service they are offering.

Their role is to:

1. give advice on the property contract,
2. facilitate council, strata and company title searches,
3. negotiate with the vendor's solicitor on your behalf,
4. arrange for the exchange of contracts,
5. deal with any difficulties that arise during the settlement period,
6. arrange for the settlement process, and
7. order pest and building inspections. It is a good idea to "shop around" for someone experienced, or call the office for our recommendations.

Your legal representative should also advise you of any future developments which could affect your home by checking with the local council.

Stamp duty

Stamp duty is a state government tax on the transfer of property and is assessed on the sale price.

State/Territory	Website
ACT	www.revenue.act.gov.au
NSW	www.osr.nsw.gov.au
NT	www.revenue.nt.gov.au
QLD	www.osr.qld.gov.au
SA	www.revenuesa.sa.gov.au
TAS	www.treasury.tas.gov.au
VIC	www.sro.vic.gov.au
WA	www.finance.wa.gov.au

The amount of duty varies from state to state: Your conveyancer/legal representative will advise you of the amount payable and if you are entitled to an exemption, or you can check your state's website.

Inspections

Building and pest inspections are a must! Either you or your conveyancer should enlist the services of an authorised pest and building inspector. Your purchase contract can be subject to a satisfactory inspection or your inspection can be scheduled during your cooling off period.

The inspector will provide a written report pointing out any faults in the property, whether they can be repaired and how much these repairs are likely to cost. The report will also highlight any unsafe or unauthorised renovations and extensions that can be

ascertained. You may be able to use this report to negotiate conditions in the contract as well as the price.

Pest inspections are not usually covered in a building report. Ask for proof of ongoing termite inspections. If no proof exists, your inspector will provide a report that complies with the Australian standard. If buying at auction you will need to arrange this prior to the day of the auction.

Shop around to compare prices and ensure that the company you choose is fully licensed and insured. **These reports could save thousands if you were to buy a property needing unforeseen repairs.**

In the case of a strata title property, your contract for sale will provide the name of the strata manager. You can arrange for an inspection of the books and records of the owners' corporation.

Moving costs

Compare prices! Obtain three estimates from reputable or recommended carriers. Ask what the estimates include (eg insurance) and consider whether it may be worthwhile for them to do the packing for you. Add in the costs of transporting pets and delicate or special items. There may also be fees to disconnect and connect utilities.



Call for our brochures on packing tips and moving with pets.

SMART PACKING TIPS

Preparation
Before you start packing, make a list of all the items you need to move. This will help you to organise your packing and ensure that you have everything you need. It will also help you to estimate the cost of your move.
Packing
Use sturdy boxes and pack items carefully. Use bubble wrap or packing peanuts to protect fragile items. Label boxes clearly with the contents and the room they belong to. Use tape to seal boxes securely.
Transport
Choose a reputable moving company and get quotes from several different companies. Make sure the company is licensed and insured. Load and unload the boxes carefully to avoid damage to the items or the vehicle.
Unpacking
Unpack items carefully and check for any damage. If you find any damage, contact the moving company immediately. Reassemble furniture and other large items.

INSURANCES

Mortgage protection and lender's mortgage insurance

Mortgage protection and lender's mortgage insurance (LMI) provide protection for two different situations.

Lender's mortgage insurance is usually required where your deposit is less than 20% of the purchase price of your property and protects the lender in the event that you default on your repayments.

Mortgage protection is insurance that supports you in case you become involuntarily unemployed or are unable to work due to illness or disability. Your mortgage is likely to be the biggest financial decision you will make in your life. It makes sense to **ensure that you can continue to meet your commitment in the case of unforeseen events.**



Call for our article on mortgage protection and lender's mortgage insurance.



Life

Life insurance provides a lump sum payment to your beneficiaries in the event of your death. If you are the main income earner in the family, this insurance will help your family manage their future (eg paying out mortgages, schooling and other family expenses) without your ongoing earning capacity.

Total and permanent disability (TPD)


You can choose to cover yourself for either total and permanent disability or death options, providing you can no longer work or in the event that you die due to illness or accident. When combined with life insurance, this can provide security for you and your family for the rest of your life.

Income protection

This insurance is designed to pay you a predetermined percentage of your monthly income (usually 75%) should you be unable to work due to illness or injury.

Home and contents

Your home and contents insurance should provide you with adequate cover should you need to repair or replace your home (ie, house, garage, shed) and your contents in the event they are destroyed, damaged or stolen.



CHOOSING THE RIGHT LOAN

Whether you're buying your first home, upgrading, refinancing, investing in property or wanting to pay off your existing home loan sooner, there are many options available when choosing a home loan. Because your home loan will probably be your biggest expense it is important that you **obtain the best advice and make a decision based on the option that best suits your personal circumstances.**

Interest only loans vs principal and interest loans

The choice between interest only loans and principal and interest loans should reflect your personal circumstances. Repayments on interest only loans will always be lower than principal and interest loans but there is the disadvantage of not reducing the principal loan amount. The flexibility of being able to make extra repayments in good times is an attractive option for interest only loans. Most home loans have the facility of being able to make additional repayments without a penalty.

Honeymoon loans

A loan with lower repayments for the lender's preliminary period. After the 'honeymoon' the loan becomes a standard variable loan and the repayments increase. Make sure that you can meet the higher repayments for the remainder of the loan. You could also be faced with a fee at the end of the honeymoon period to switch to another loan type.

Basic or 'no frills' loans

A variable rate loan with a relatively low interest rate. The low rates for these loans could mean that you can repay the loan faster because there are no extra options available.

Repayments will rise and fall with interest fluctuations. Remember to check that the loan conditions will suit your circumstances – particularly the ability to make additional repayments and payout without a penalty.

Standard variable rate loans

These loans are the most common type available. The variable rate loan offers more features and flexibility than the basic or 'no frills' loan, so the rate is usually slightly higher. The extra options can include:

- a redraw facility,
- the option to split between fixed and variable,
- extra repayments, and
- portability.

These options should be taken into account when choosing your type of variable loan. Repayments will vary as interest rates fluctuate.

Fixed rate loans

These loans are set at a fixed interest rate for a specified period - usually one to five years. The advantage of allowing you to organise your finances and repayments without the risk of rising interest rates is offset by the disadvantage of not benefiting from a drop in rates. At the end of the term all fixed loans automatically revert to the applicable variable rate. At this stage you have the option to lock in another fixed rate for a new term, switch to variable or go for a loan where you split with a percentage fixed and the remainder variable. However these loans may have limited features and lack the flexibility of 100% variable loans. There may be early exit fees and limited ability to make extra payments.

Professional home loan packages

These loans are offered to provide an all-in-one home loan package. They offer:

- interest rate and fee savings on your home loan.
- credit card and transaction accounts. Some lenders also waive the annual fees for your credit cards.
- an annual fee ranging from \$120 to \$395 (usually applicable on these loans).

Construction loans

If you're building a new home or planning major renovations to your existing home, a construction loan is generally the most appropriate funding option. The difference between a construction loan and other types of loans is that a construction loan is drawn down in stages and not paid as a lump sum. The draw downs enable the builder of a home to finance the various stages of the construction process from the acquisition of land to the various stages of building.

Offset accounts

An offset account is a savings account attached to your loan account. Money in this account is offset against the loan amount thereby reducing interest payable. Significant savings are made by reducing compound interest.

Other advantages of an offset account include being able to pay off your home loan faster than the repayment schedule demands while being able to redraw money if the need arises.

Our role as your mortgage specialist is to provide you with a comparison of various loan options from a panel of lenders and assist you with choosing the right loan for your circumstances.



APPLYING FOR A LOAN

All lenders are likely to ask for the same information. If you're approaching a lender for the first time you'll need to be 'identified'. When you apply for a home loan you have to show identification up to the value of 100 points. A driver's licence earns 40 points, a credit card can earn 25 points and a birth certificate 70 points. Only original documents qualify.

It's common for a home loan application form to take up to 10 pages. Your lender will want to ascertain your:

- capacity to repay,
- financial risk,
- collateral (will the property you are buying be adequate security for the amount borrowed?), and
- existing assets.

You will also be asked:

- if you have dependent children,
- how long you have lived at your current address,
- what you owe and own,
- your personal insurances, and
- your credit card details.

It is advisable to have:

- your two most recent pay slips,
- group certificates for the past two years, and
- documentation from your employer detailing income and length of employment.

Self employed applicants should provide their past two years' tax returns or past two years' financial statements and accountant's details. Some institutions may even ask for a profit and loss statement certified by a registered accountant.

Also needed are:

- savings details,
- bank statements including transaction, saving or passbook accounts,
- investment papers including managed funds or term deposits,
- what you owe and own,
- details of personal loans, credit cards or charge cards, and
- tax liability if self-employed.

Details of life insurance policies and superannuation as well as approximate value of other assets such as furniture and jewellery should also be included.



Ask us for our loan documentation checklist to allow you time to get 'application ready' prior to our appointment.



Loan approval

It is **best to have your loan preapproved before you make any offers**. Knowing that your finance is preapproved will mean you are able to concentrate on a price range and give your full attention to the purchase. Remember that a vendor may also accept a lower than advertised price knowing that your finance is organised. They may want a quick and hassle free sale.

Once your loan is formally approved, we arrange mortgage documents for you to sign. We will go through the mortgage contract with you to ensure you understand the contents.





STEP BY STEP...

A STEP BY STEP GUIDE

Have your loan preapproval in place

Knowing how much you have for a deposit and how much you can borrow gives you the confidence to make a calculated offer on your property of choice.

Choose the right home in the right location

Research your chosen suburb by checking all advertised listings in newspapers, the internet and real estate agents. Make sure that you know the price of recently sold comparable properties. By visiting open houses and attending auctions you will be more informed of the realistic value of a property. Does the property fit your family's growing needs?

Make an offer

For properties sold by private treaty you will need to make an offer to the listing real estate agent. Obtain a copy of the contract for sale and organise for your conveyancer/legal representative to check it.

Properties being auctioned are frequently open to offers prior to the auction date. However, if sold at auction you will usually be required to pay a deposit of 10% immediately. The contract for an auctioned property is unconditional and no cooling off period applies. If bidding at an auction, make sure that your conveyancer/legal representative has checked the contract and organised pest and building inspections before you bid.

Appoint your conveyancer/legal representative

The real estate agent will provide a copy of the contract for sale which should then be given to your conveyancer/legal representative for advice and checking. The conveyancer/legal

representative will advise you of your cooling off rights (which vary from state to state). Once the contract has been signed by both parties, the contracts are legally binding. The contract will indicate when the deposit will have to be paid. If no pest and building inspections have been carried out, it is advisable that they are ordered by the conveyancer/legal representative.

Arrange final loan approval

We will organise for loan documents for the balance of the purchase price to be prepared and signed by you.

Organise your insurances

Your lender will require you to organise building insurance.

Other insurances to consider are mortgage protection insurance, lender's mortgage insurance, life, TPD, income protection and home and contents for your new home. Ask us for an explanation of these insurances.

Perform a final inspection

Arrange for a final inspection (just prior to settlement date) with the real estate agent. Check for all inclusions in the contract for sale and that they are in working order. Check light switches, power points, air conditioners, exhaust fans, hot water, swimming pool equipment and security system and request copies of all manuals for stove, dishwashers etc.

Conveyancer/legal representative to organise settlement

Your conveyancer/legal representative will attend to settlement. This is the day that the balance of the purchase price is paid to the vendor. Stamp duty and lender's mortgage insurance (if applicable) will also have to be paid. You can collect the keys from the real estate agent once settlement has been advised.

If something goes wrong

If you have signed a contract to buy a house it may be a costly exercise to withdraw even if you have not reached settlement. If the cooling off period has passed, the contract is binding. If you wish to get out of the contract you may be liable to pay compensation to the vendor. The amount will depend on the loss suffered by the vendor and is usually based on the amount it would take to resell the house including any loss on the subsequent sale. Read your contract carefully to be aware of the consequences of defaulting on the contract. If you do not wish to proceed with a contract, seek independent legal advice as soon as possible.





TIPS & TRICKS...

TIPS FOR REPAYING YOUR MORTGAGE SOONER

Make extra repayments

The most common mortgages for home buyers require you to pay principal and interest. On a typical mortgage, any extra payments you make in the first five to eight years (when most of your repayments are primarily paying off the interest) are especially good at cutting your interest bill and shortening the life of your loan. **Make extra payments as early as you can** because these loans are interest heavy up front and the faster you repay the better.

Consider making repayments on a weekly or fortnightly basis to reduce interest and the term of a loan.

Mortgage offset account

A mortgage offset account can save interest on your loan. Your mortgage is linked to a savings account into which your salary and other cash can be deposited and from which you withdraw to pay bills, credit cards etc when these debts become due. For the period of time your money sits in this account, it is 'offset' against your loan and so reduces your interest bill.

Make an annual lump sum payment

Use your tax refund or a windfall, such as an inheritance or work bonus, and apply it directly to your principal. Check your mortgage documents to find out how often you can prepay and in what amount.

Prepay a little every month

Get a copy of your loan amortisation schedule which will show the breakdown of interest and principal. If you're making a payment for November, for example, look at the next line down on the principal reduction line and you will see that the principal reduction for the next month, December, is say \$24. Making that \$24 payment early means that your 'true' mortgage balance is one payment less after the principal is prepaid. So in essence, you'd be making an extra payment each year.

Redraw facility

A redraw facility allows you to make extra payments and then withdraw them if you need them. You can only redraw the additional payments you make, and sometimes this type of loan may attract higher costs for this extra benefit.

A redraw facility means you can put all your 'rainy day' money in your mortgage

knowing you can get it out again if needed. You can also use it to save money for a specific purpose such as a car. Competitively priced loans with redraw facilities are increasingly common, but you may still end up paying more.

Redraw facilities often charge a fee for each withdrawal, set a minimum amount for each redraw and may limit the number of redraws per year. Consider how often you are likely to 'redraw' your money before deciding whether this feature suits you.

Using the redraw facility may impact on the tax deductibility of your loan. Please discuss this option with us, your mortgage specialist, and your accountant.

If interest rates drop

If you have a variable home loan and the interest rate drops, we recommend you continue to pay the loan at the higher rate.

Stay informed

Once you have a mortgage, aside from making the payments, it's easy to forget about it altogether. But staying up to date on interest rates and new products could save you money.

We recommend that you review your mortgage requirements with us on an annual basis. You may want us to shop for a new product that better suits your needs.

Make extra payments as early as you can because loans are interest heavy up front and the faster you repay the better.





OUR COMMITMENT TO YOU

We understand that your first home loan will not necessarily be your last.

We are your 'ally' through the maze of borrowing options and the buying process. By using our services, you will have a specialist dedicated to looking after your interests. Mortgage brokers also give you exposure to lenders that you might not be aware of and our experience saves you time and money.

As

- your personal and life circumstances change,
- your employment situation differs,
- interest rates move,
- lender product offerings change, or
- the economy turns there will always be an ongoing requirement for you to revisit your finance choices.

We recommend that you have regular finance audits with us to ensure you are always in an appropriate loan product for your circumstances.

Also, as your property increases in value, so too does the equity in your home. Using this equity wisely for investment purposes and future planning can ensure some peace of mind for your longer term financial security.

Planning your future investment property portfolio and other wealth strategies starts from your very first loan.

When we help with your first home loan, we consider you to be a client for life. We will look after your initial needs and also consider your future needs. We want you to be confident that you are working with someone who has your best interests in mind now and in the long term.

Disclaimer: The advice contained in this booklet has been prepared without consideration of your objectives, financial situation, personal circumstances or individual needs. Whilst care has been taken to ensure the accuracy of the information contained in this booklet, it neither represents nor is intended to be legal or taxation advice. Please consider the appropriateness of this information before acting on any advice from this booklet. Link Finance Group aims to understand your circumstances and requirements to provide you with a loan and other products that are not unsuitable to your needs. This booklet is subject to copyright and must not be reproduced in any format without the express permission of its author. All information is current at time of creation. 2nd Edition May 2019 ©.



Suite 1.11, Level 1
29-31 Lexington Drive
Bella Vista NSW 2153

T: 02 9629 9648

F: 02 8580 4669

E: info@linkfinancegroup.com.au

www.linkfinancegroup.com.au

www.facebook.com/linkfg

www.instagram.com/linkfinance_australia

ACN: 147 167 922 | ACL: 391500